



**Bully Island**

**Social Island**

**Cyber Safe ISLAND**

**Screen Time ISLAND**

**CONQUER THE DIGITAL REALM!**

Start Here

**YOU DID IT!**

COUNT COINS

12

4

11

7

8

3

1

10

5

2

9

6

# CONQUER THE DIGITAL REALM!

Cut out all the game piece provided and kick off your adventure, starting at the helm. Team up and leap from spot to spot, taking turns tackling question cards by matching the number and color on the spot to the card. Get the question right? Snag a shiny gold coin! Miss it? Take a defeated red coin instead. Hop through each island, gathering coins. Score more gold and you're the champion, but if those red coins piled up more than the gold, its a loss! Ready to rule the digital realm?

Number of Players: 1-4 or 6  
Time to Complete: 5-10 min  
Ages: 8+

**KEEP THE CONVERSATION GOING, SCAN HERE  
USE CODE: LETSCHAT!**



1. When making a password online you should...

- A. Share your passwords with friends for safe keeping.
- B. Use the same password for all your accounts.
- C. Regularly update your passwords and use two-factor authentication.

2. What is a good screen time rule?

- A. Let me use screens as much as I want to feel more grown-up
- B. Take breaks and set time limits for screen use.
- C. Let me choose my screen time. I know best how much screen time I should have each day.

3. My friends ask me to play but I am busy on my tablet. I should...

- A. Tell them I am busy and that I could play another day.
- B. Tell them I'm busy using my device and to come back another time.
- C. Put device down and go play with friends.

4. What is a good way to deal with online bullies? (Our Let's Chat book explains what cyber bullying means.)

- A. Ignore the bully and keep their messages a secret.
- B. Tell a trusted adult about the bully and ask for help.
- C. Respond to the bully with mean messages of your own.

5. What should you do if a stranger messages you online or in an app?

- A. Respond to the stranger and become friends.
- B. Ignore the message and keep it a secret.
- C. Tell a trusted adult about the message and ask for help. Don't respond.

6. What should you do if you've been using screens for a long time and you start to feel tired and a little down?

- A. Get off your screen and do something you love.
- B. Keep playing anyway. It's sometimes hard to stop.
- C. Take a short break and get back on in 5 minutes.

7. What should you do if your friends got invited to do something but you didn't?

- A. Feel sad and choose not to talk to them for a while.
- B. Go anyway and feel mad the whole time.
- C. Think about doing something you enjoy on your own. You can let your friends know later how you felt.

8. What should you do if you see a friend being bullied?

- A. Ignore it and don't do anything.
- B. Tell a trusted adult or teacher about what's happening, anonymously if needed.
- C. Join in with the bullies so they don't pick on you.

9. What should you do if someone you don't know asks for your personal information online? Like, your address or where you go to school?

- A. Share your personal details and make new friends.
- B. Keep your personal information private and tell a trusted adult.
- C. Pretend to be someone else and continue chatting.

10. What should you do if your parents say it's time to be done with screens?

- A. Turn off the screen and find a different activity to enjoy.
- B. Complain and keep using the screen anyway.
- C. Hide the device and use it secretly.

11. What is Social Media? (Our Let's Chat book talks more about Social Media.)

- A. A type of food you eat when you're hungry.
- B. A place where people connect, share, and communicate online.
- C. A kind of sport you play with your friends outside.





12. How can you show kindness when texting or messaging online?

- A. If there are problems, don't face them directly in person; just text how you feel.
- B. Remember the golden rule, even online.
- C. Continually text, message, or call people; they love it.

# COVER CARDS







*Cut out cover cards and add them to the top of each of the matching color question cards. Place each stack by the corresponding Island. Place the Coins in two stacks below the game board.*





**GAME PIECE!**





## ANSWERS:

1. C

2. B

3. C

4. B

5. C

6. A

7. C

8. B

9. B

10. A

11. B

12. B